

梯控方案需求介绍

Solution Introduction of Elevator Control System

介绍：本文将简述梯控的自动模式、按键模式和呼梯模式的各个场景应用，有利于对梯控系统的需求理解。

Introduction: This article will briefly describe the application of the automatic mode, button mode and call mode of elevator control system in various scenarios, which is beneficial to understanding of the needs of the elevator control system.

一、自动模式-自动模式下的分控继电器接电梯楼层面板

定义：刷卡直达卡片拥有权限的楼层，不需要额外按键选择楼层。一般应用在小区等一个人员只拥有一个楼层权限的场景。


1、梯控主机（DS-K2210）外接读卡器，刷卡验证通过后，自动点亮拥有权限的楼层。（电梯内部刷卡，特定楼层自动按下，酒店和小区较常用）

Work Mode 1 - Auto Mode

Scenario: Inside Elevator

Flow Chart:

1. User swipe card/verify finger/Face
2. Elevator go to the floor which user has permission



Card/FP/Face → Verified and go to the floor automatically

a. For the person who only has single floor permission, auto mode is OK.
b. For the person who has multiple floor permission, need button mode. Like guard, cleaner, manager, etc.

二、按键模式-按键模式下的分控继电器接电梯楼层面板

定义：刷卡开放所有拥有权限楼层的控制，在设定的时间内按下要去的楼层按键，电梯即可到达所按楼层。一般应用在办公楼等一个人员拥有多个楼层权限的场景。

1、梯控主机（DS-K2210）外接读卡器，刷卡验证通过后，释放指定按钮权限。（电梯内部刷卡，释放整个楼层权限，手动选择要去楼层较常用）

2、梯控主机（DS-K2210）与可视对讲门口机联动，业主在门口机上刷卡验证通过后，释放业主所在楼层权限。（主人回家）

3、访客用门口机呼叫室内机，室内机点击开锁，同时梯控释放室内机所在楼层的权限。(访客拜访较常用)

Work Mode 2 - Button Mode

HIKVISION

Scenario: Inside Elevator

Flow Chart:

1. User swipe card/verify finger/Face
2. User press the floor button which he has permission
3. Elevator go to the floor which user choose



三、呼梯模式-呼梯模式下的分控接电梯外部的上下行按键

定义：梯控联动模块处于呼梯模式下，控制电梯外部的上下行按键。

- 1、业主在门口机上刷卡验证（密码开门）通过后，梯控控制门口机所在楼层的上行按键，将电梯呼叫到门口机所在楼层。(主人回家)
- 2、访客在门口机上呼叫室内机，室内机开锁之后，电梯将自动去门口机所在楼层。(访客拜访)
- 3、业主可以通过室内机呼梯，将电梯呼叫到室内机所在楼层。(主人外出)

Work Mode 3 - Call Elevator Mode

HIKVISION

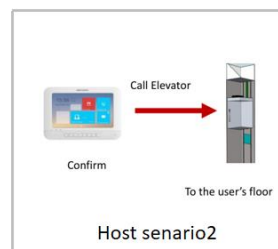
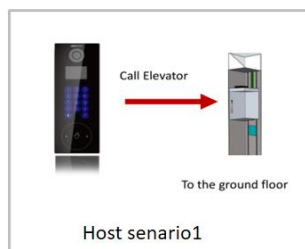
For host:

- Scenario1: Outside apartment, swipe card on lobby panel, elevator car will go to the floor where lobby panel is.

- Scenario2: At home, press call elevator icon in indoor station, elevator car will go to the floor where indoor station is.

For visitor:

- Outside apartment, call room number, indoor station will unlock the door, then elevator car will go to the floor where lobby panel is



四、呼梯+按键模式-需要呼梯模式的分控模块和按键模式的分控模块

定义：梯控主机所控制的梯控联动模块既有按键模式，也有呼梯模式。

1、业主在门口机上刷卡验证（密码开门）通过后，梯控控制门口机所在楼层的上行按键，将电梯呼叫到门口机所在楼层，并且释放业主所在楼层权限。**（主人回家）**

2、访客在门口机上呼叫室内机，室内机开锁之后，电梯将自动去门口机所在楼层，并释放室内机所在楼层权限。**（访客拜访）**

Work Mode 4 - Call Elevator + Button Mode

HIKVISION

For host:

- Outside apartment, swipe card on lobby panel, elevator car will go to the floor where lobby panel is (**call elevator mode**)
- At home, press call elevator icon in indoor station, elevator car will go to the floor where indoor station is (**call elevator mode**)
- Inside elevator car, swipe card on card reader, User press the floor button which he has permission, elevator go to the floor which user choose (**button mode**)

For visitor:

- Outside apartment, call room number, indoor station will unlock the door, then elevator car will go to the floor where lobby panel is (**call elevator mode**)
- And release the floor button permission which indoor station is installed (**button mode**)



For visitor (button mode)